



Context

A visual representation of fractions as ratios of whole positive numbers and their addition and subtraction.

Overview

Two proper fractions are shown as top and bottom bars allowing their relative magnitudes to be compared. The fractional notation is shown as well as the equivalent decimal value.

The denominator and numerator of each fraction can be changed by pressing Buttons C&D and the resulting fractions added and divided with the results shown on screen.

Directions


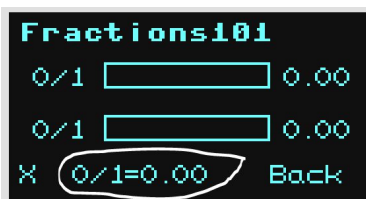
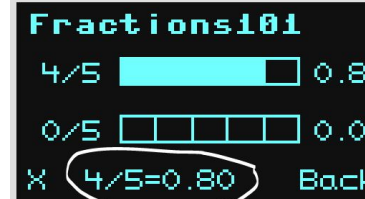
Change the numerators and denominators of each of the two fractions in a continuous sequence using Button B to change modes and Buttons C&D to change values.

Press button B again when Num and Dem operations are completed to reach the Math screen to perform add and subtract operations.

Screenshots

Button B changes screen between Den1/Num1/Den2/Num2 Buttons C&D increase or decrease the values of denominator & numerator		
Default	Increase Denominator	Increase Numerator
FRACTION 1		
FRACTION 2		



MATH		
<p>Buttons C&D subtract or add the two fractions and display the result as both ratios and value</p> <p>Button B takes you back to math default screen to perform another operation on the same two fractions</p>		
Default	Subtract	Add
		

A key - exit as usual